

Scaled data based on original data using
LM-79-08 Approved Method: Electrical and Photometric Measurements of Solid-
State Lighting Products

Test Report Prepared for
Cooper Lighting Solutions
(formerly Eaton)

Brand: McGRAW-EDISON

Report Number: P942933

Luminaire Tested: **GALN-SB7A-935-U-T1**

Issue Date: 1/21/2025

Test Information

Test Method: LM-79-08
Report Number: P942933
TEST IS SCALED FROM IESNA LM-79-08 TEST DATA (G2-2405-108-2)
Test Lab: INNOVATION CENTER
Issue Date: 1/21/2025
Manufacturer: COOPER LIGHTING SOLUTIONS (FORMERLY EATON)
Product Line: MCGRAW-EDISON
Catalog Number: GALN-SB7A-935-U-T1
Description: GALLEON AREA AND ROADWAY HIGH DENSITY LED LUMINAIRE
(7) 90 CRI, 3500K, 350mA LIGHTSQUARES WITH 26 LEDS EACH AND TYPE I OPTICS
Light Source: -
Ballast/Driver: -

Summary

Lumens per Lamp: N/A
Luminaire Lumens: 21954 lumens
Efficiency: N/A
Efficacy: 110.3 lumens/watt
Luminous Opening: Rectangular (W 1.5' x L: 1.5' x H: 0')
IES Classification: Type I - Short
BUG Rating: B4 - U0 - G4

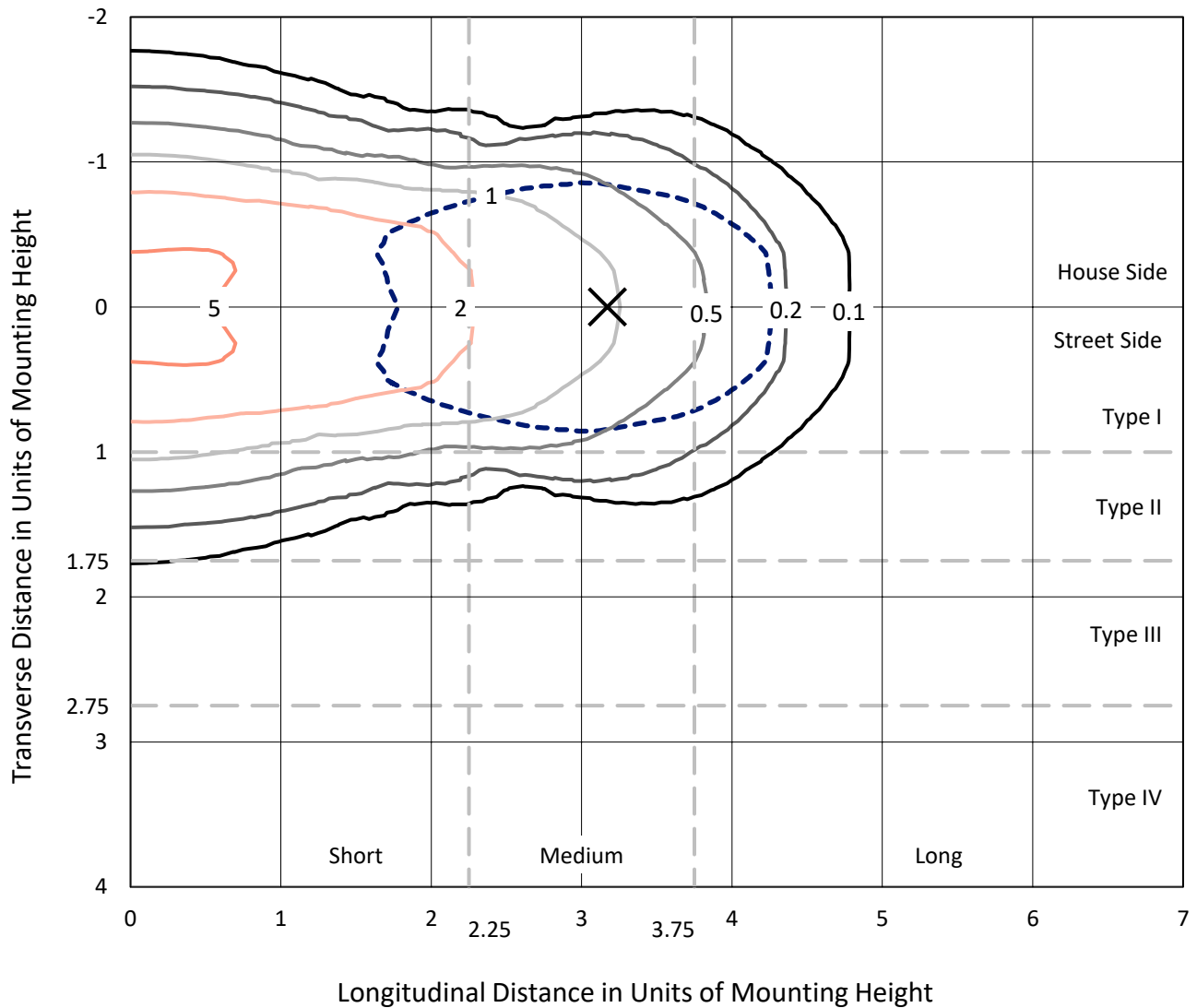
Input Watts (W): 199.1
Input Voltage (V): NR
Input Current (Ain): NR
Voltage Rise (V): NR
Power Factor: NR
Total Harmonic Distortion (THDi): NR
Frequency (hertz): 60
Stabilization Time: NR
Operation Time: NR
Ambient Temperature (°C): NR
Test Distance: 24 FT



REPORT NUMBER: P942933
 CATALOG NUMBER: GALN-SB7A-935-U-T1

Iso-Footcandle Lines of Horizontal Illumination

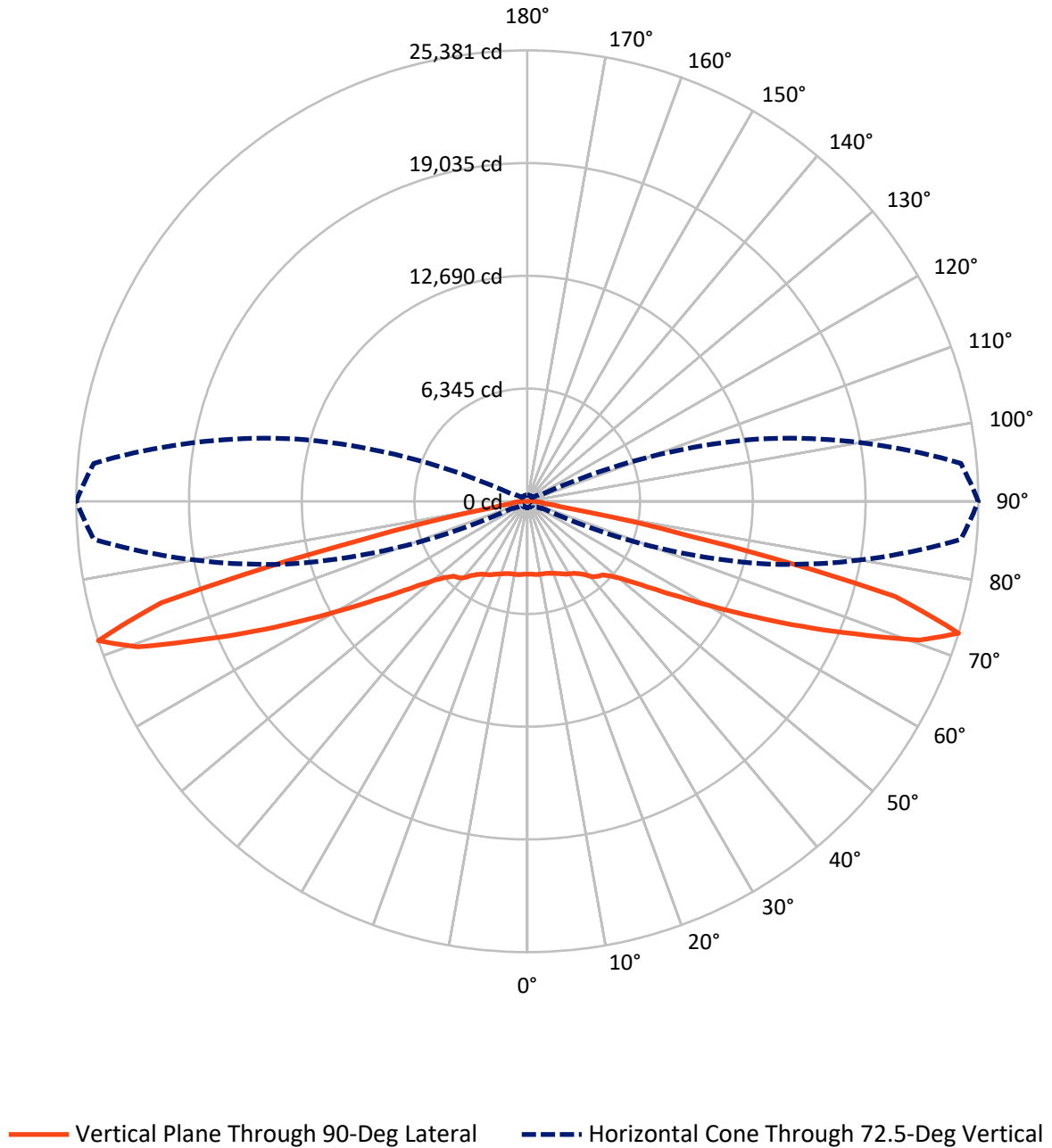
✕ Max cd
 - - - 1/2 Max cd



Based on 25 foot mounting height. Maximum calculated value = 6.6 fc
 Type I - Short - N/A

REPORT NUMBER: P942933
CATALOG NUMBER: GALN-SB7A-935-U-T1

Luminous Intensity Polar Plot



REPORT NUMBER: P942933

CATALOG NUMBER: GALN-SB7A-935-U-T1

FLUX DISTRIBUTION:

		Downward	Upward	Total
House Side	Lumens	10977.0	0.0	10977.0
	% Fixture	50.0	0.0	50.0
Street Side	Lumens	10977.0	0.0	10977.0
	% Fixture	50.0	0.0	50.0
Total	Lumens	21954.0	0.0	21954.0
	% Fixture	100.0	0.0	100.0

ZONAL LUMENS:

Zone	Lumens	% Fixture
0°-10°	397.8	1.8
10°-20°	1216.2	5.5
20°-30°	2027.9	9.2
30°-40°	2789.1	12.7
40°-50°	3406.2	15.5
50°-60°	3939.6	17.9
60°-70°	4697.4	21.4
70°-80°	3278.4	14.9
80°-90°	201.4	0.9
90°-100°	0.0	0.0
100°-110°	0.0	0.0
110°-120°	0.0	0.0
120°-130°	0.0	0.0
130°-140°	0.0	0.0
140°-150°	0.0	0.0
150°-160°	0.0	0.0
160°-170°	0.0	0.0
170°-180°	0.0	0.0
0°-90°	21954.0	100.0
0°-180°	21954.0	100.0

Coefficient of Utilization



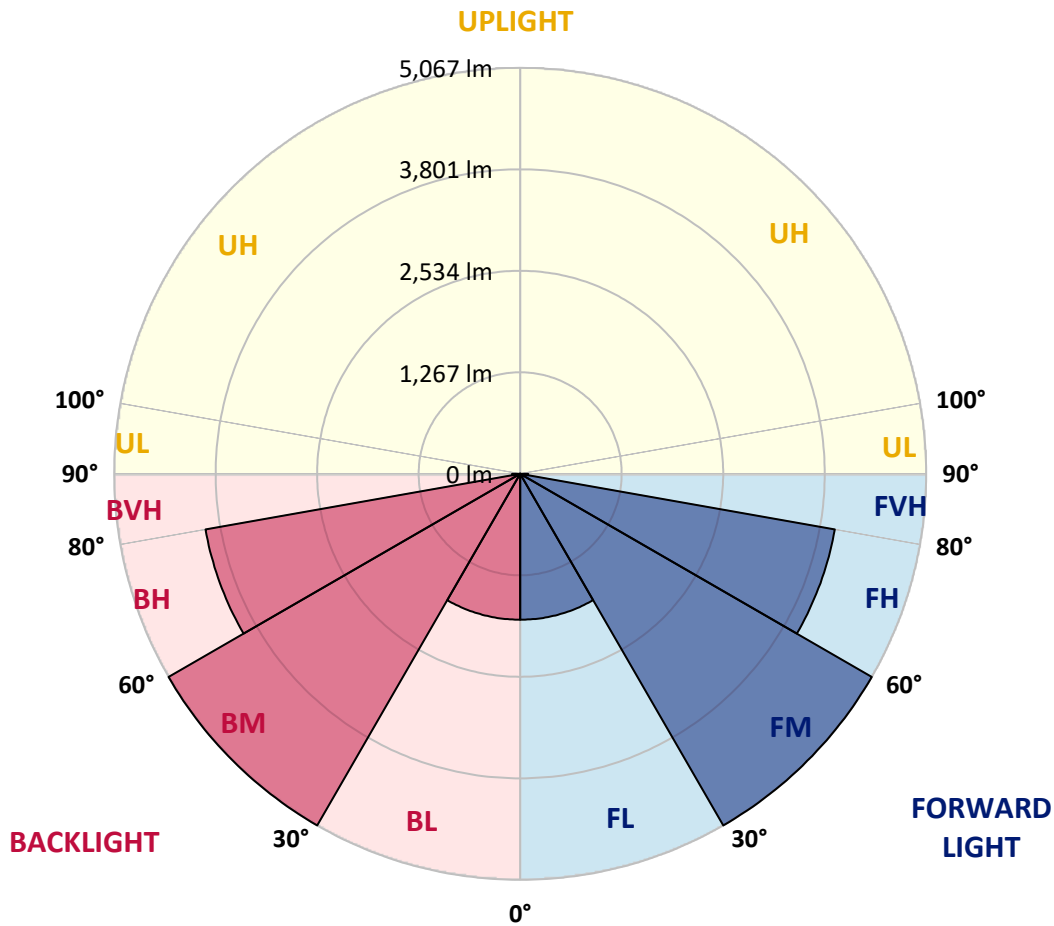
REPORT NUMBER: P942933
 CATALOG NUMBER: GALN-SB7A-935-U-T1

LUMINAIRE CLASSIFICATION SYSTEM LUMEN TABLE AND BUG RATING:

Zone	Lumens	% Fixture	Zone Rating/Lumen Limit		
			B	U	G
FL (0°-30°)	1821.0	8.3			
FM (30°-60°)	5067.4	23.1			
FH (60°-80°)	3987.9	18.2			G2/5000
FVH (80°-90°)	100.7	0.5			G2/225
BL (0°-30°)	1821.0	8.3	B3/2500		
BM (30°-60°)	5067.4	23.1	B4/8500		
BH (60°-80°)	3987.9	18.2	B4/5000		G4/5000
BVH (80°-90°)	100.7	0.5			G2/225
UL (90°-100°)	0.0	0.0		U0/0	
UH (100°-180°)	0.0	0.0		U0/0	

BUG Rating: B4-U0-G4

Type I Short



REPORT NUMBER: P942933

CATALOG NUMBER: GALN-SB7A-935-U-T1

CANDELA DISTRIBUTION (FULL):

	0°	5°	15°	25°	35°	45°	55°	65°	75°	85°
0°	4102.3	4102.3	4102.3	4102.3	4102.3	4102.3	4102.3	4102.3	4102.3	4102.3
2.5°	4105.8	4110.5	4110.5	4107.0	4115.2	4108.2	4108.2	4104.7	4108.2	4104.7
5°	4126.8	4132.7	4135.0	4133.8	4144.3	4138.5	4138.5	4133.8	4135.0	4131.5
7.5°	4166.5	4174.7	4179.3	4185.2	4200.3	4193.3	4188.7	4174.7	4168.8	4159.5
10°	4179.3	4188.7	4203.8	4234.2	4269.2	4270.4	4256.3	4221.3	4194.5	4173.5
12.5°	4139.7	4152.5	4184.0	4245.8	4324.0	4355.5	4333.4	4275.0	4222.5	4185.2
15°	4089.5	4103.5	4151.3	4244.7	4360.2	4433.7	4431.4	4354.4	4270.4	4212.0
17.5°	4011.3	4025.3	4094.2	4224.8	4388.2	4509.5	4542.2	4462.9	4345.0	4266.9
20°	3870.2	3883.0	3978.7	4161.8	4397.5	4590.0	4675.2	4605.2	4458.2	4352.0
22.5°	3687.0	3706.8	3818.8	4053.3	4375.4	4674.1	4826.9	4779.1	4590.0	4443.0
25°	3491.0	3512.0	3642.6	3920.3	4318.2	4734.7	5006.6	4976.2	4739.4	4556.2
27.5°	3321.8	3343.9	3486.3	3788.5	4229.5	4758.1	5183.9	5199.1	4920.2	4681.1
30°	3188.8	3209.8	3361.4	3682.3	4115.2	4734.7	5339.1	5444.1	5104.6	4789.6
32.5°	3042.9	3069.8	3229.6	3552.8	3979.8	4678.7	5474.4	5709.0	5318.1	4906.2
35°	2858.6	2883.1	3051.1	3375.4	3802.5	4588.9	5587.6	6003.0	5623.8	5083.6
37.5°	2634.5	2657.9	2824.7	3153.8	3626.3	4462.9	5674.0	6334.4	5987.8	5339.1
40°	2409.4	2431.5	2587.9	2906.4	3415.1	4301.9	5704.3	6658.7	6405.5	5690.3
42.5°	2202.8	2222.7	2366.2	2662.6	3178.3	4096.5	5664.6	6941.1	6780.1	5935.3
45°	2012.7	2030.2	2157.3	2433.9	2932.1	3846.8	5545.6	7244.4	7225.8	6110.3
47.5°	1795.6	1813.1	1945.0	2212.2	2685.9	3554.0	5343.8	7543.1	7845.3	6507.0
50°	1530.8	1546.0	1681.3	1956.7	2430.4	3242.4	5063.7	7777.6	8627.0	7107.9
52.5°	1216.9	1233.3	1365.1	1640.5	2127.0	2907.6	4695.1	7930.5	9530.1	7985.3
55°	905.4	917.1	1031.4	1278.8	1751.3	2526.0	4233.0	7973.7	10554.5	9184.8
57.5°	656.9	663.9	737.4	921.7	1327.8	2048.8	3671.8	7861.6	11773.8	10722.5
60°	532.0	534.4	556.5	638.2	922.9	1509.8	2993.9	7476.6	13096.9	12704.9
62.5°	483.0	483.0	488.9	511.0	624.2	996.4	2173.7	6678.5	14515.7	15209.9
65°	449.2	449.2	451.5	462.0	492.4	634.7	1372.1	5378.8	15711.6	18144.3
67.5°	418.9	420.0	418.9	422.4	439.9	469.0	795.7	3715.0	16355.7	21184.9
70°	387.4	389.7	383.9	383.9	397.9	399.0	498.2	2037.2	15821.3	23733.1
72.5°	350.0	353.5	344.2	341.9	352.4	347.7	374.5	977.7	13583.4	24493.8
75°	317.4	322.0	301.0	295.2	295.2	291.7	304.5	501.7	8816.1	19980.8
77.5°	288.2	297.5	263.7	245.0	240.4	229.9	248.5	306.9	3856.1	9380.8
80°	238.0	250.9	217.0	194.8	186.7	175.0	196.0	214.7	1146.9	2178.3
82.5°	177.3	183.2	154.0	138.8	131.8	123.7	147.0	149.3	373.4	771.2
85°	113.2	115.5	94.5	81.7	78.2	74.7	93.3	81.7	142.3	567.0
87.5°	39.7	45.5	36.2	32.7	35.0	29.2	43.2	24.5	39.7	400.2
90°	0.0	0.0	0.0	0.0	0.0	0.0	0.0	0.0	0.0	0.0

(END C

90°

4102.3
4104.7
4131.5
4159.5
4170.0
4179.3
4202.7
4254.0
4332.2
4416.2
4518.9
4641.4
4732.4
4833.9
5003.1
5231.8
5576.0
5788.3
5912.0
6278.3
6820.9
7631.8
8742.6
10166.0
12003.7
14270.7
16956.6
19902.6
23395.9
25380.6
21371.6
9185.9
2086.2
871.6
823.7
495.9
0.0

OF REPORT)